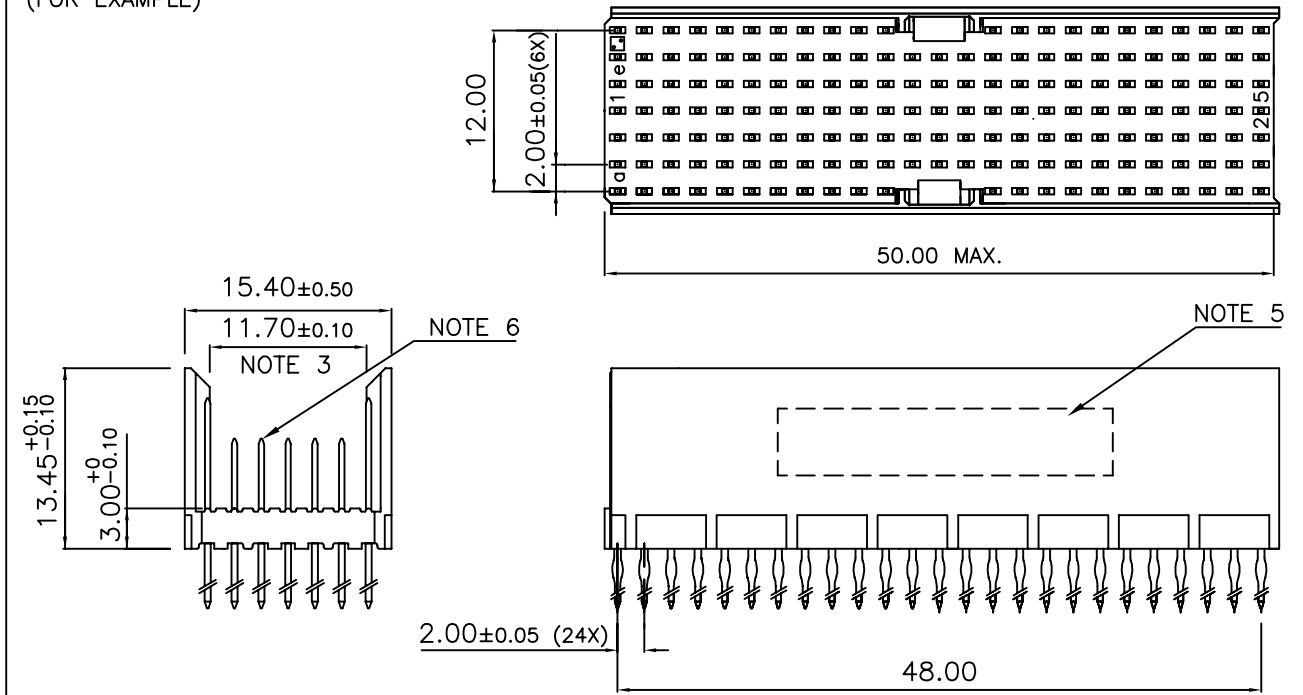


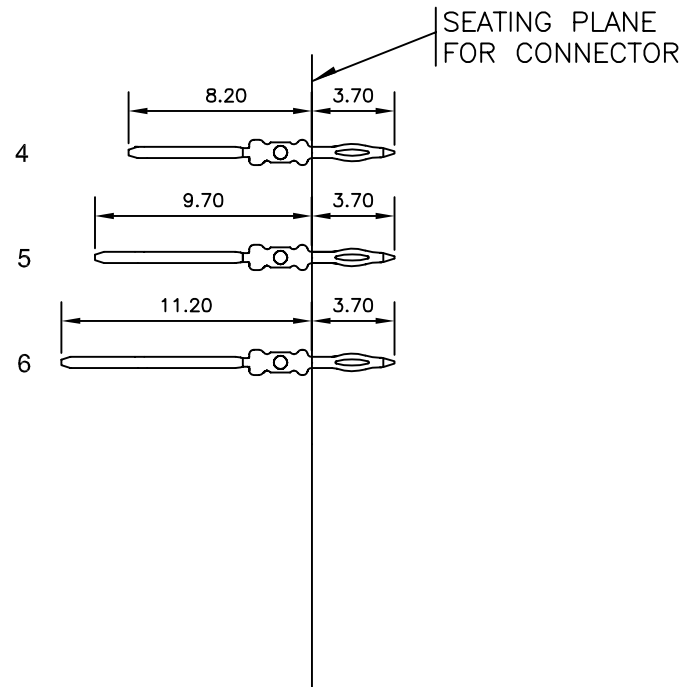
LOADING PATTERN MATING SIDE

f	6	6	6	6	6	6	6	6	6	6	6		6	6	6	6	6	6	6	6	6	6	6	6	6	6	6	6	
e	4	4	4	4	6	4	4	4	4	6	4	4	4	4	6	4	4	4	4	6	4	4	4	4	4	4	4	4	4
d	4	6	4	4	4	4	6	4	4	4	4	4	6	4	4	4	4	6	4	4	4	4	6	4	4	4	4	6	4
c	4	4	6	4	4	6	4	6	6	4	6	6	4	4	6	4	6	4	4	6	4	4	6	4	4	6	4	4	4
b	4	6	4	4	6	4	5	4	4	6	4	4	5	4	4	6	4	4	5	4	6	4	4	5	4	4	4	5	4
a	4	6	4	4	6	4	6	4	4	5	4	4	6	4	4	5	4	4	6	4	5	4	4	6	4	4	4	6	4
z	6	6	6	6	6	6	6	6	6	6	6		6	6	6	6	6	6	6	6	6	6	6	6	6	6	6	6	6
P	0												1																
S	1												5																

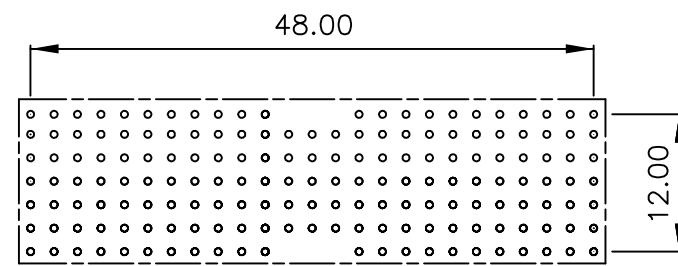
LOADED CONNECTOR ASSEMBLY (FOR EXAMPLE)



CONTACT OVERVIEW



LAY-OUT P.C.B.-HOLE



LEAD FREE INDICATOR : LF = LEAD FREE (DIGIT 15 & 16)

HM2P65PDA3M1

PLATING CODE (DIGIT 13 AND 14) (REF DRW NO. BS,C , 201844 , 003)

NOTES

- THIS PRODUCT IS CSA APPROVED.
- THIS PRODUCT IS UL RECOGNIZED.
- MEASURED AT THE BOTTOM.
- MATERIAL CONTACT: PHOSPHORBRONZE
HOUSING: CREAM WHITE GLASS FILLED POLYESTER UL-94V0
- CONNECTOR PRINTED WITH P/N AND DATE CODE.
- FOR ACTUAL CONTACT LOADINGS, SEE LOADING PATTERN MATING SIDE.
- SHAPE OF CONNECTOR HOUSING CAN ALTER DEPENDING ON PRODUCTION LOCATION
- THE PRODUCT (LF) MEETS EUROPEAN UNION DIRECTIVES AND OTHER COUNTRY REGULATIONS AS DESCRIBED IN GS-22-008
- FOR RECOMMENDED PTH DIMENSIONS REFER DRAWING : BS, A , 201572 , 001

CATALOG NO: HM2P65PDA3M1----

mat'l. code SEE NOTE 4		surface ISO 1302 ✓	tolerance ISO 406 ISO 1101	projection MM	product family MILLIPACS
ltr		ecn no		date	
A	104-0007	MINI	2004/02/06	tolerances unless otherwise specified	
B	105-0187	MINI	2005/10/08	angles	linear
C	106-0090	MINI	2006/06/26	0°±1°	0.0±0.2 0.00±0.1
sheet index		revision	c	scale	
1		1		-	
dr		MINI K VANDANATH		2004/02/06	
enr		BIJU K PAUL		2004/02/06	
chr		BIJU K PAUL		2006/06/26	
appd		BIJU K PAUL		2006/06/26	
dwg no		sheet 1 of 1		size	
BS, C , 203028, 110		A3			
type		Product Customer		Drawing	